



The News-Patch

November 2024

Our Mission Statement:

**To promote
the fellowship
and art of quilting**

Inside this issue:

Contents

FROM THE PRESIDENT	1
HOLIDAY DINNER	2
MEMBERSHIP	3
HARVEST OF QUILTS	4
WAYS AND MEANS	6
OUT & ABOUT	7
GENEROSITY PROJECTS.....	8
GUILD INFO	10

FROM THE PRESIDENT

Save the date: The Holiday Dinner – December 5th

Wow! As a group you all continue to amaze me. Our show in October was a great success. Our mission statement is "To promote the fellowship and art of quilting." And we did just that! So many beautiful quilts on display and the amazing challenge quilts that showcased the artistic choices and personalization that can be achieved when quilting. Rob Stoll as featured artist spent most of the 2 full days educating the public on the art of quilting. Rob wasn't the only one to give generously of his time. I was in and out during the show but there were many people who were there from open until close. Peggy, Chris, and Jennifer made sure things ran smoothly. Annie, Rita, and Barb organized and managed the boutique. Moria and Linda set up shop in the back and educated guests on the glue basting and quilt-as-you-go techniques for the generosity quilts. Joanne and other volunteers were sewing up a storm every time I looked. I also know there was a lot of behind the scenes work that was done. Getting donations and creating raffle baskets (thanks Dot), advertising the show, and coordinating everything. So many of you gave freely of your time, I appreciate you all.

Continued on next page ...

... *From the President continued*

This is the time of year we reflect on what we are thankful for, and I am thankful for you and this guild and the art of quilting. Together we created a community for sharing ideas and learning from one another, we shared the beautiful artwork we created with the community and gave back through our generosity projects. I am proud of what we have done and look forward to the good to come.

I wish you all a happy Thanksgiving and hope to see you in December for the holiday dinner.

Kyra

A friendly reminder...

Baby quilts made for the Rockford NICU Center should be 47" x 54"

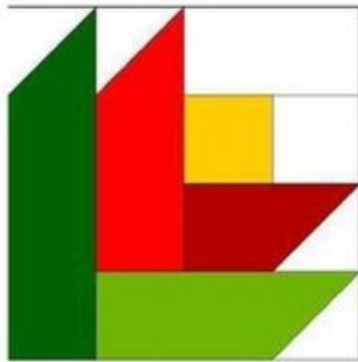
HOLIDAY DINNER

From Joan and Anna Mommer - Happy Holidays everyone!!! As a reminder, our holiday potluck party will be Thursday, December 5th. Doors will open at 6pm. Please bring a dish to share (entree, dessert, or side dish), there is no sign up for what to bring. You will need to bring your own table service and drinks.

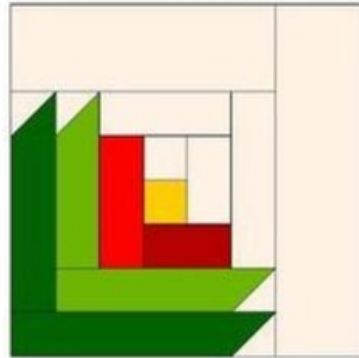
We will be doing an ornaments exchange. If you wish to participate, please bring 2 ornaments. One will be exchanged for a different ornament and the other will be donated to a local assisted living home.

We will also be having a gift exchange, if you would like to participate, please bring a wrapped gift. Budget is \$15. Both the ornament and gift exchange are optional. Hope to see everyone there for some holiday fun. Happy Holidays.

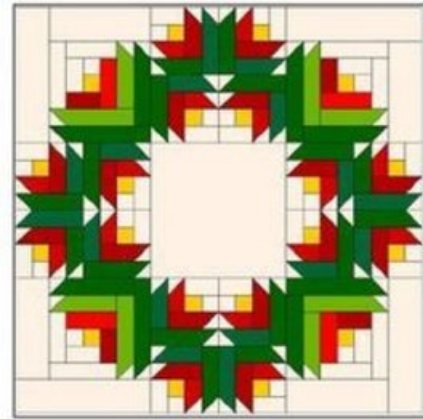
Joan and Anna Mommer



Center Block – 2" finished
(make 16)



Corner Block – 4" finished
(make 4)



Christmas Wreath Quilt – Pattern

TUTORIAL: <https://cutt.ly/0eKouNl>

MEMBERSHIP

From Kim Colness - WELCOME to returning member, Julie Ruffati.

We are currently 55 members strong! This includes one member that renewed her membership at the quilt show. If you have any quilting friends, please consider extending an invitation to have them join us! I know there will be many beautiful quilts and projects that will be shared in 2025 and the inspiration gleaned from every meeting is priceless.

We still have spots available at our winter retreat coming up on December 5-8. These retreats are a great way to devote some time to finishing up projects or start a new one. Get away from all the distractions of home and join us! Come sew during the day, go home to your own bed at night and wake up ready to begin again the next day!

Where: Afton Town Hall, 16029 Walker Drive, DeKalb

Cost: \$10 per day or \$35 for all four days

I will be contacting those who are already signed up so be watching your email inbox.

If you would like to join us or if you have any questions, phone, text or email me!

Sew Many Blessings!

--Kim Colness

HARVEST OF QUILTS RECAP

From Peg Simonds and Chris Wells, Quilt Show Co-chairs --- Thank you EVERYONE for making our Harvest of Quilts 2024 Show a success!



Patty Pallansch

- Thank you for selling and purchasing Raffle Quilt Tickets
- Thank you for spreading the word about the show by word-of-mouth and distributing bookmarks and flyers.
- Thank you for volunteering to chair a committee.
- Thank you for volunteering to work an area of the show.
- Thank you for bringing in your display equipment.
- Thank you for donating fabric and notions for the boutique.
- Thank you for offering for sale your handmade items.

- Thank you for bringing in your beautiful quilts and other handmade items to display.
- Thank you for prepping the NICU quilts in advance of the show.
- Thank you for cutting, sewing, ironing, glueing, etc. the NICU quilts during the show.
- Thank you for agreeing to speak three times each day to share your quilting story.



Rosalie Williams

- Thank you for placing the outdoor directional signs.
- Thank you for suggesting and arranging the additional displays.
- Thank you for putting together the show-and-tell slide show.
- Thank you for placing the quilts in the pews and gathering and folding them at the end of the show.



Patty Pallansch

- Thank you for rearranging, as needed and then dismantling the tables and chairs.
- Thank you for purchasing Raffle Basket tickets.
- Thank you for purchasing items from the Boutique.
- Thank you for making raffle basket winner phone calls and, in some cases, delivering raffle baskets to the winners.
- Thank you for staying after the show to assist with counting the monies.
- Thank you for guiding your friends and family during their visit to make sure they saw all areas of the show.

- Thank you for being present during the show to assist where needed.
- Thank you for sharing the joy of quilting with the attendees with your gracious hospitality!

And to the friends and family members who assisted during set-up and tear-down, please extend a heartfelt THANK YOU to each of them. We appreciate their support!! As you can see – it takes many hands and hours to make a successful Quilt Show.

If you have comments, suggestions, or questions about the show, please get in touch with Chris or Peg. We welcome your input and a “quilt show suggestion box” will be available at the Holiday Dinner. The show committee will be meeting at-a-later date to discuss what went well and where improvements can be made. A quilt show recap will be prepared, which will be made available for interested guild members and to pass along to the next show’s chairperson(s).

Continued on next page ...

... *Harvest of Quilt Recap continued*

In the meantime, here is some preliminary information:

Attendance: 250-300

Number of items displayed: 200-250

Estimated profit from Admissions, Raffle Baskets, and Boutique: \$2,800

Estimated profit from Raffle Quilt Tickets: \$1,925

Congratulations to the Top 3 Viewer's Choice Awards went to Patty Pallansch, Rosalie Williams, and Patty Pallansch

Congratulations to the Raffle Quilt winner Beth Reuter

Peg Simonds and Chris Wells

WAYS AND MEANS

From Kathi Davis, VP of Ways & Means, Quilt Show Publicity --- Now that the quilt show was successful and the raffle quilt was won, it's time to move on to the next raffle quilt, the one for 2026. Remember when we voted for the quilt design we wanted to do? The winner was Ribbon Star from Missouri Star.

It's made completely from 2 ½ inch strips. I will use the AccuQuilt Go fabric cutter (owned by



the guild, contact me to use) to cut all the strips needed. I gathered fabric from the sales that Pat Boeche and Anita Hyde held this year. I will be making up kits, one per block, including instructions. They will have them available at the Christmas party on December 5th. Yes, I know we are all busy before Christmas, but our next meeting after the Christmas party is not until January 23rd. I'm figuring that you might have a "lull" of things to do after the holidays and then can make a block or two—at least I hope so.

Continued on next page ...

... *Ways and Means continued*

I'm hoping we can have the blocks done by the February meeting so that the quilt top can be assembled shortly thereafter. The goal is to have it completed no later than September 2025. We can only start selling raffle tickets one year prior to the quilt being raffled as per the permit we must obtain. So, this is a reasonable time frame. Please see me to pick up a block or two or three...at the Christmas party. Thanks to everyone in advance. And we will be holding dates, probably the Sew-In Saturdays, in the spring to complete the top.

FYI: I decided, due to the quilt show this year with members making things to show and sell, to postpone the making of the 2025 quilt until after. Thus, the delay in continuing from when we voted on the pattern.

Kathi Davis
Ways and Means VP
Harvest of Quilts Publicity Chair

OUT & ABOUT

From Moria Titus, Director at Large

Are you interested in visiting other guilds? Check out these within approximately an hour of Dekalb (I88 exit) - travel conditions may vary

- WeGo Quilting – 1st Mon at 7pm – Oswego, IL
- Crystal Lake Midwest QG – 2nd Sun at 12p – Arlington Heights, IL
- Geneseo QG – 2nd Tues at 7p – Geneseo, IL
- Common Threads QG – 2nd Wed at 6p – Sugar Grove, IL
- Pieces from the Heart QG – 2nd Thurs at 7p – Morris, IL
- Fair City QG – 3rd Mon at 7p – Somonauk, IL
- Pride of the Prairie QG – 3rd Thurs at 7p – Naperville, IL
- Prairie Start QG – 4th Mon at 7p & 4th Tues at 9a – St Charles, IL



<https://www.thesprucecrafts.com/quilted-fabric-star-christmas-ornament-pattern-2821348>

GENEROSITY PROJECTS



From Moria Titus --- THANK YOU to everyone that donated fabric, helped us sort and cut, or sewed with us during the Quilt Show. We have received enough for 50 quilts and possibly even more.

From Linda Parker – We had a wonderful time in the Demonstration room with the NICU quilts using QAYG (Quilt as you go). THANK YOU to Madaline Carpenter for the inspiration. Allow us to share our gratitude to each contributor or fabric, time, and improvement ideas which made this project launch successfully.

Starting on setup night (Thursday) – Setup of the room went smooth. Laura Wall brought 3 lovely Singer workhorse machines. Joann Russell setup her workstation including choice of a pink stripe kit – ready for all the action!

Continued on next page ...

... *Generosity Project continued*

Moria and Joann started the demos early with glue basting the back to the batting. It then dried overnight and was ready for Friday morning. Thank you to Krista Urban for the first 3 quilts added to our Welcome display. I also included 2 quilts for a total of 5 completed quilts.

During the show, Joann arrived ready to start her first quilt in two years. She showed her professional expertise from the very beginning. We had every machine humming all day with a steady group of sewers. It was fun to hang out with Kim Colness, Krista Urban, Marge Garbo, Donna Martin, and Laura Wall. Moria provided the explanation of QAYG and demonstration of glue basting for each guest. It was a treat to see so many fans of Joann stop by to share fellowship time together. Pat Barger added comic relief throughout the weekend by giving some razzing, as needed. Laughter and ‘cutting up’ was shared throughout the day. We completed 2 additional quilts and sent home 4 kits. Making our total so far – 11 quilts ‘almost’ done.



There have been 3 more quilts completed – so far. Running total: 14 quilts

ADDED BONUS – We will have the remaining kits available for pickup at the Holiday Dinner. Stop by to pick your favorite. You can get as creative as you would like or follow the pattern with each bag. Then bring the finished baby quilt to the January meeting.

Moria Titus
Linda Parker

GUILD INFO

Mailing Address: DCQG
P.O. Box 385
Sycamore IL 60178

Email Address: info@dcqg.org
New Meeting Location: Federated Church
612 W. State St.
Sycamore IL 60178



Meeting Info:

- Meetings are held the 4th Thursday of the month, January through October, with an annual Christmas Party in December.
- Doors open at 6:00pm for gathering to meet and greet, with the meeting beginning at 6:45pm with show and tell.

Calendar reminders:

- Watch The Website calendar, Facebook group and the newsletter for other opportunities to fellowship and volunteer together.
- Winter Retreat scheduled for December 5th – 8th.
- Holiday Party scheduled for December 5th at 6pm.
- Sewing Saturday events are held the 2nd Saturday of the month thru November.
 - Saturday, January 11th from 10a-4p
 - Bring a project and \$5 to help pay for the room rental
 - Held at Federated Church, 612 W State St., Sycamore
- And various Retreats and Events scheduled thruout the year.

