



The News-Patch

September 2022

Our Mission Statement:

**To promote
the fellowship
and art of quilting**

Inside this issue:

- From the President 1
- September Program 2
- Harvest of Quilts Show
- Quilt Show Volunteers 3
- White Gloves and Aprons
- Raffle Baskets 4
- Quilt Show Boutique
- Storage 5
- Membership/November Retreat
- Block Lotto
- Getting to Know... 7
- Guild Information 8

FROM THE PRESIDENT

It's Almost Show Time!

I have been waiting a long time to type those words! 😊😊 Our quilt show committee has put in many hours of planning for this show, so please do your part to step up & volunteer so we have a successful show.

I was so happy to see so many participants in the quilt lotto last month – so many blocks we were able to split them up and have two winners! Looking forward to similar results in October with the leaf blocks. That will be our last meeting before the holiday break, so you'll have plenty of time to finish the quilt for January's show & tell.

Speaking of the holidays, I have reserved the church for Thursday, December 1st, so don't forget to put it on your calendar. Details to follow in next month's newsletter.

Hope many of you are planning to show up on Friday, September 23rd to set up for the show. I've already requested my vacation day from work.

Now, to see if the Bears can win tomorrow while I am finishing up some UFOs...

Happy Quilting,
Jennifer

SEPTEMBER PROGRAM

Quilt show set-up starts the morning after our meeting, so we want to focus the meeting on being prepared for the show. We will have last calls for volunteers to make sure all shifts are covered for the entire show. Folks will be able to answer questions regarding any of the requirements for volunteer positions. Someone will demonstrate the process for setting up the quilt racks and hanging the quilts.

After we have completed all the show business, we will have snacks and show and tell. That way we can all be well rested for volunteer work starting the next day as early as 8am.

Snack time!!

On deck to bring treats this month are:

September Treats

Ellen C

Ilene C

Kathi D

Lori D

Carol D

HARVEST OF QUILTS 2022 (9/24-25)

We are going to have a GREAT show! We have over 120 quilted items that will be displayed. We have demonstrations planned for both Saturday and Sunday. Lori has a booth and is going to do three demonstrations over the weekend.

Now we need you to step up and assist however you can with the show setup. Volunteers can assist the judge on Friday. A very quiet, good way to see what happens with a judge. Or you could also help put the poles together. We will have the necessary tools. We will do a

demonstration of what it takes at the meeting this month. You could help with the intake of the display only quilts, which is a sitting job. There is also the boutique to set up (see Jean Bradford) or the raffle baskets (see Peggy Simonds). These all take place on Friday starting at noon going until we are finished. Along with the hanging of the quilts. So, there is much to do and not all requires being on ladders. Please come when you can-any assistance is really, really appreciated.

Remember, the money earned from the quilt show is used primarily to pay for speakers to come dazzle us with their talents! The price of things has gone up, including speakers. So, we really need a successful show. Please see your way to volunteer for a couple hours during the show. Contact Kim Colness to sign up to volunteer. Thanks so much for your assistance!

Time	Saturday	Topic	Sunday	Topic
9:00am – 10am	Sheryl Keiler	Needle Turn Applique		
10am – 11am	Sheryl Keiler	Wool Turn Applique	Sidneya Bennett	Snail Trails
11am – Noon	Lori Dickman	Speedy Solutions to Scrap Quilts!	Kathy Wells	Quick & Useful Gifts
Noon – 1pm	Kathy Wells	Hooked on Hexies	Kathi Davis	Cord Baskets
1:00pm – 2pm	Dorothy Franke	Strip Piecing	Lori Dickman	Fun Art Quilt Techniques
2:00pm – 3pm	Lori Dickman	Quilted Template Treasures	Rosalie Williams	Rouching
3:00pm – 4pm	Kathy Wells	Self-Binding Blankets		
4:00pm – 5pm				

And remember PROMOTE the show! There are only a few days left for an all-out promotion of our show. **LET'S GET THE WORD OUT!** We still have bookmarks available, and the poster is available online.

When you see any member of the show committee (names listed below) during the show, please thank them for all the work they have done over the last year to make such a great show!

P.S. Make sure to turn in ALL the raffle tickets you have sold during the meeting on Thursday September 22—the night before the show. We will draw the winner on Sunday at 3:45pm!

Kathi Davis, Chair
Harvest of Quilts 2022
quiltshow@dcqg.org
815-895-8229

Harvest of Quilts 2022 Quilt Show Committee: **Chair:** Kathi Davis, **Treasurer:** Peg Simonds, **Boutique:** Jean Bradford, **Volunteers:** Kim Colness, **Vendors:** Chris Wells, **Raffle Tickets:** Kathy Wells, **Ribbon Toppers:** Kathy Wells.

A friendly reminder...

Baby quilts made for the Rockford NICU Center should be 47" x 54"

QUILT SHOW VOLUNTEERS

Quilt Show Volunteers still needed!

We are fast approaching the 2022 Harvest of Quilts show. We are still in need of volunteers to take a shift each day if possible. We are really light on filling the Sunday shifts. If you are available to take a 2 hour shift on Sunday (or Saturday) please give me a call so I can get these spots filled.

Looking forward talking with you soon! Please call, text or email me so we can rest easy knowing that all our shifts are covered.

Kim Colness - 815-757-8115

WHITE GLOVES AND APRONS

HELP!!! Did you take the white gloves and aprons to wash after our Pew Show in 2019? Please let Kathi Davis know if you have them as we will need them for the show!

RAFFLE BASKETS

A few months ago I suggested picking up some BOGO, free with purchase and sale fabrics for the raffle baskets; that same concept applies this month to chocolate!! We have numerous enticing raffle baskets which include patterns, fabrics and notions and a few others for pizza lovers, wine lovers and donut lovers! At the September meeting please bring chocolate and more chocolate to add to two shareable bags of M&Ms for a raffle basket to tempt quilters and non-quilters. Thanks!

QUILT SHOW BOUTIQUE

Hi all, just a quick reminder about the boutique. Please bring your donations on setup Friday. I can accept donations Friday of setup starting at noon. Remember there is no need to price any items you are donating.

Types of items we're looking for:

- Books up to five years old
- Magazines up to five years old
- Fabric yardage or pieces
- Precuts and kits
- Any quilting tools
- Any quilting related items
- Scraps that are at least 2"x2"
- Patterns
- Batting, whole or scraps

If you are selling your own items you've made:

- Please use the white two-part tags.
- Make sure you put your name or initials and the price on both parts of the tag. This is how we track what items of yours we sell.
- PLEASE MAKE SURE YOUR ITEMS ARE PRICED IN 25 CENT INCREMENTS.

If you have any questions the best way to get ahold of me is to text. My voice mail is frequently full. My phone number is 815-508-0033. You can also email me at jbradford6721@gmail.com. Either way I'll get back to you as soon as I can.

Thanks to all of you for your support. Hopefully we'll sell a lot and make lots of money for the guild!

I'll bring the two-part tags to the regular meeting in case anyone needs more.

Jean Bradford, Boutique Chair

STORAGE NEEDED

Do you have access to a barn or out-building where we could rent space? We are looking for a location to store our quilt show racks when not in use during shows. The racks sit on a shelf that is approximately 12 ft long by 6 ft tall by 27 inches deep. Please contact us if you have space available.

MEMBERSHIP / NOVEMBER RETREAT

We had 32 members (including 1 re-register and 1 brand new member) and one guest attend our August meeting. This brings our 2022-23 membership up to 46 members!

Mark your calendars! Afton Town Hall has been reserved for a sewing retreat for November 10-13. So as soon as the quilt show is over, start thinking about your Christmas List and shop your stash to gather up the projects you want to work on. We will have a sign-up sheet and more details in October.

Any questions, don't hesitate to call, text or email me!

Sew Blessed!

Kim Colness - 815-757-8115

BLOCK LOTTO

We had 48 blocks turned in for our Summer Lotto block, enough to have two winners! Congrats to Rob Stoll and Sheryl Keiler. We can't wait to see what you do with your winnings!

For our Fall block, we will be making maple leaves. There are many free tutorials and patterns available for this block, but below is one courtesy of the website www.sewmuchmoore.com. We will be making 6-inch blocks, using fall colors in solids or patterned, and neutral backgrounds.



6" Block

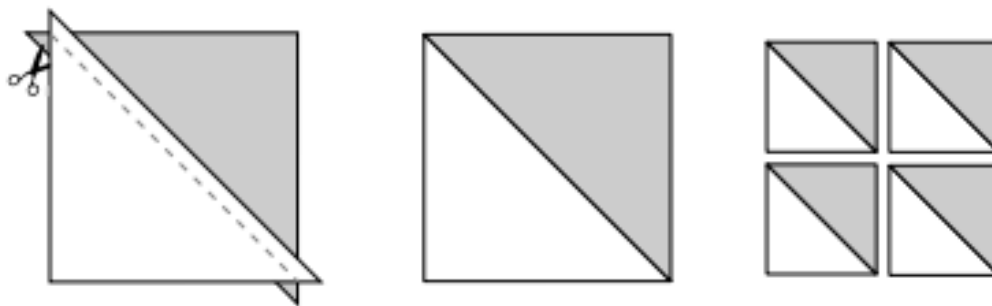
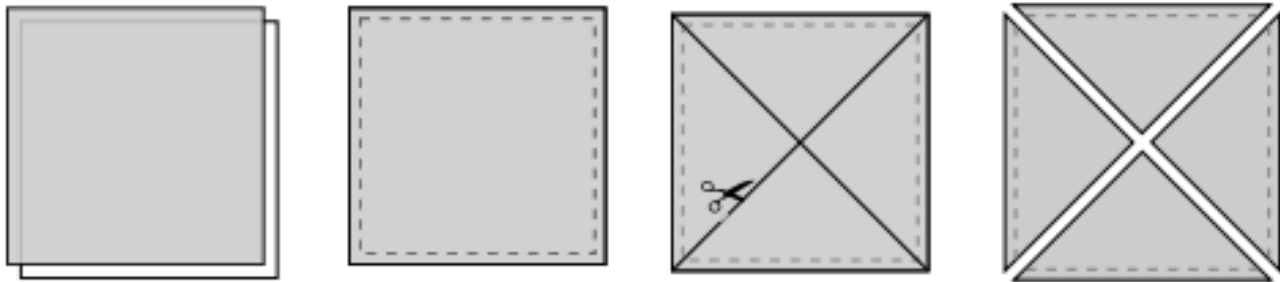
Background Fabric

<i>4 HST from 1 square</i>	(1) 4.25 x 4.25
<i>Segment Block</i>	(1) 2.5" x 2.5"
<i>Block (cut in half diagonally)</i>	(1) 3" x 3"

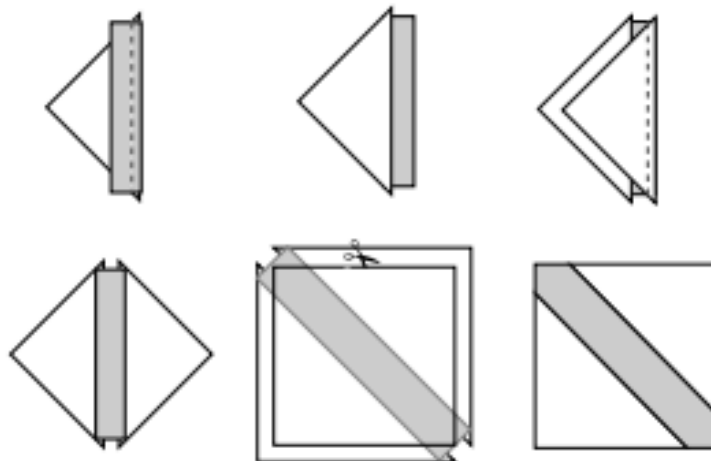
Leaf Fabric

<i>4 HST from 1 square</i>	(1) 4.25 x 4.25
<i>Segment Block</i>	(3) 2.5" x 2.5"
<i>Stem</i>	(1) 5 x 1"

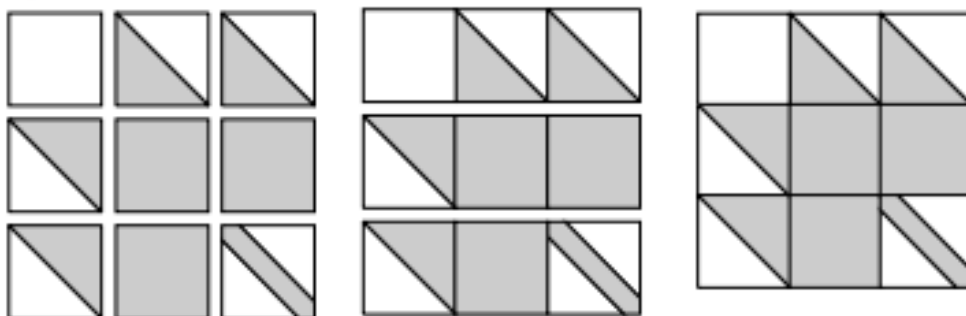
HST - Four at a time



Making the Stem



Assembling the Block



www.sewmuchmoore.com

GETTING TO KNOW...SIDNEYA BENNETT

How long have you been a guild member?

Since 2020.

How long have you been sewing?

It was about 4 years ago that I took my first quilting class.

What was your first project?

That class was a rail fence quilt.

On what are you currently working?

I just finished a beautiful Snail Trail quilt. I am waiting for the pattern to arrive for a Geese in the Lilies quilt, Debbie Maddy – Tiori Designs. Donna Jordan has a tutorial on it. I have the fabrics all picked out and ready to go.



Favorite colors?

Purple, lavender and of course, blues.

Least favorite color?

I like all colors, but I only have one piece of brown fabric in my stash.

Favorite quilting celebrities?

I like Donna Jordan

Any other hobbies or interests?

I am experimenting with tie dying/sublimation and using a Cricut machine to make t-shirts, etc. I love science museums.

If you're interested in reading previous interviews of our members, please check out old newsletters at dcqg.org

To participate, please send a photo and your answers to the questions to dcqgnews@gmail.com or bring to a meeting.

We'd love to get to know you too!

GUILD INFO

Mailing Address: DCQG
P.O. Box 385
Sycamore IL 60178

Email Address: info@dcqg.org

New Meeting Location: Federated Church
612 W. State St.
Sycamore IL 60178

Meeting Info:

- Meetings are held the 4th Thursday of the month, January through October, with an annual Christmas Party in December.
- Doors opened at 6:30pm for gathering to meet and greet, with the meeting beginning at 7pm.

Find us on Facebook!

**Search for “DeKalb
County Quilters Guild
Group”**