



# The News-Patch

October 2023

## Our Mission Statement:

**To promote  
the fellowship  
and art of quilting**

## Inside this issue:

- From the President 1
- September Meeting 2
- Ways & Means 3
- 4-Color Challenge 4
- Block Lotto 5
- Guild Information 7

## FROM THE PRESIDENT

Greetings,

October is our last “regular” meeting for 2023. But we still have a great speaker this month and our holiday dinner in December. Look for news regarding Sewing Saturdays for November and December. The end of the year is often hectic but having that extra time to work on holiday projects is also critical.

I am frantically trying to finish a baby quilt this weekend and then the 4 color challenge quilt I have to get finished (and maybe started) next weekend. You know the word “finished” is rare in my quilting vocabulary so we will see that happens. Fingers crossed.

Hope you are enjoying the cooler days and beautiful autumn colors. Don’t forget to bring some money to the meeting for raffle tickets and vending opportunities through Sunshine Stitches.

Kyra

# OCTOBER MEETING

## Meeting Treats

Please try and come early since we will start sharing snacks before the meeting during our social hour. The treats schedule for the next month:

### **October:**

Kim Colness

Ilene Covert

Kathi Davis

Carol Donnelly

Jill Draves

*That's it for 2023!!*

## Programs

Trunk Show – Shelley Johnson, Sunshine Stitches  
(Thursday, October 26)

Shelley Johnson will be joining us from Sunshine Stitches in Belvidere. [www.sunshinestitchesinc.com](http://www.sunshinestitchesinc.com) She will bring items to buy – I know we can all use more quilting goodies

😊 Shelley will also present a trunk show and share about her quilting journey.



## Opportunity quilt raffle tickets for sale

Members from the Prairie Star Quilt Guild will be at the October 26 meeting selling tickets to their raffle quilt.

This beautiful 78" x 88" Flying to the Stars quilt could be yours! The top was created by members of the Prairie Star Quilt Guild and quilted by Jamie Waller from Quilters Apothecary. This Opportunity Quilt will be given away at the PSQG October 2024 Quilt Show. Tickets are \$1.00 each or 6 for \$5.00

## **Upcoming programs**

No meeting in November - Happy Thanksgiving

December 7 - Holiday Party

# WAYS & MEANS

## Update on “Wonderful World of Christmas”

We have secured a booth for the one day show on Sunday November 12, 2023, at the Genoa-Kingston High School (see announcement below). This event is usually very well attended by the community.

There are two goals I wish to achieve by doing these types of shows:

1. **Selling** handmade items donated to the guild to increase our operating funds, which hopefully will allow us to have more expensive speakers.
2. **Promoting** our guild by showing what we do both for ourselves (displaying the raffle quilt) and for the community (showing a display of items such as the NICU quilts, Christmas ornaments, placemats, etc.)

I am also willing to sell quilting books, kits, patterns, and magazines—but a limited number of each! NO FABRIC! Essentially, only what I can handle. So, on a first-come basis, you may **EMAIL** me stating how many of what type of printed material you are donating to the guild.

We will display the raffle quilt, but **not** sell tickets for it because the Women of GK Lions club are selling their own raffle quilt tickets at this show. And, naturally, they do not want any competition.

**What is needed is the handmade items.** However most will be, but not all need to be, made by members of the guild. (I have a quilting friend that won't join the guild—another conversation—but has donated a couple items as she was trying to sort and organize her sewing area.) **Please have them to me no later than Wednesday November 8<sup>th</sup>.** You may also bring whatever you have to the October guild meeting.

**This is strictly a request for volunteers to assist in the fundraising by making items and donating them to the guild such as**

- Household décor: table runners, small wall-hangings (around 20” on longest side).
- Kitchen stuff: bowl cozies, coffee mug cozies, coffee mug rugs, stem glassware coasters, placemats, etc.
- Small gifts: tissue holders, eyeglass holders, change purses, small purses
- Wearable: scarves, bracelets, earrings
- Holiday: Christmas ornaments, Christmas décor, Thanksgiving items

Currently, there are two of us willing to work in setup, selling and takedown. It would be nice to have at least two more to assist. Please contact me, 815-751-9085 / [kad0522@gmail.com](mailto:kad0522@gmail.com) if willing to help.

After the show, items will be kept by me (unless requested otherwise) to be used in future shows. I'm considering the KVAL show on the courthouse lawn in Sycamore in June and others as I hear about them.

**Final Note:** Many of our members do more needle crafting than just quilting. (I crochet, knit, needlepoint, macrame, etc.) Therefore, items do not have to be only quilty ones. Any needlecraft item will fit in our booth nicely.

Kathi Davis, VP Ways and Means  
815-751-9085  
[kad0522@gmail.com](mailto:kad0522@gmail.com)



## VENDORS NEEDED!

### Genoa Lions Club is happy to host the Wonderful World of Christmas 2023



You are cordially invited to participate in this annual craft & vending show.

**Date:** Sunday, November 12, 2023 10:00am-3:00pm

**Place:** Genoa-Kingston High School  
980 Park Ave, Genoa, IL (Route 72, west of downtown Genoa)

**Booth Fee:** \$35.00 each, non-refundable. (Non-profit fee is \$20.00 each)

Booth size is approximately 9ft x 9ft.

**Add On:** Electrical Hookup \$10 per booth.

**Add on:** Tables (8') rent \$10 each.

**Add on:** Folding Chairs \$5 each.

(No chairs, tables, or electric included for free.)

All fees are prepaid, no payments accepted at the event.

\*\*\*Each participant is required to provide one door prize\*\*\*

To provide exposure to our exhibitors, winners will collect personally at your booth.

Food vendors in cafeteria, NO FOOD IN GYM. Set up begins at 8am.

Dismantle is not before 3pm, not after 5pm.

Genoa Lions not responsible for theft or accidents. Vendor is responsible for any damage done to gym floor.

## NICU 4-COLOR CHALLENGE

The NICU 4 color fabric challenge is happening with the big reveal at the October meeting. You can add other fabrics just as long as the 4 colors are featured. Finished quilts should meet the NICU size requirements (47 x 54). Looking forward to seeing what everyone does with their fabric.

**A friendly reminder...**

**Baby quilts made for the Rockford NICU Center should be 47" x 54"**

# BLOCK LOTTO

Our next block lotto will be Log Cabin Heart from iowablockapalooza.com. This would make the perfect Valentine quilt for some lucky winner! We will be using reds and pinks with a white background. Blocks will be due at the January meeting.

## SEPTEMBER 2023 Block-a-palooza

1/4 SEAM ALLOWANCE  
UNFINISHED SIZE IS 10 1/2" X 10 1/2"

BACKGROUND *USE THE SAME FABRIC OR MAKE IT SCRAPPY USING THE SAME COLOR BUT DIFFERENT PRINTS	A	(2) - 1 1/2" X 10 1/2"
	B	(2) - 1 1/2" X 8 1/2"
	C	(4) - 1 1/2" X 1 1/2"
	D	(1) - 4 1/2" X 4 1/2"
HEART *USE SIX DIFFERENT SCRAPPY FABRICS	E	(1) - 2 1/2" X 4 1/2"
	F	(2) - 2 1/2" X 2 1/2"
	G	(1) - 2 1/2" X 4 1/2"
	H	(1) - 2 1/2" X 4 1/2"
	I	(1) - 2 1/2" X 8 1/2"

### PIECING INSTRUCTION

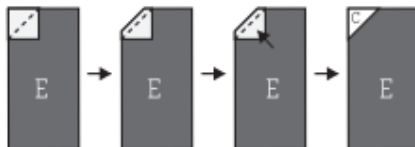
1. Draw a diagonal line on the wrong side of the (4) C squares.



2. With right sides together, lay (1) C square on the top left corner of (1) E rectangle.



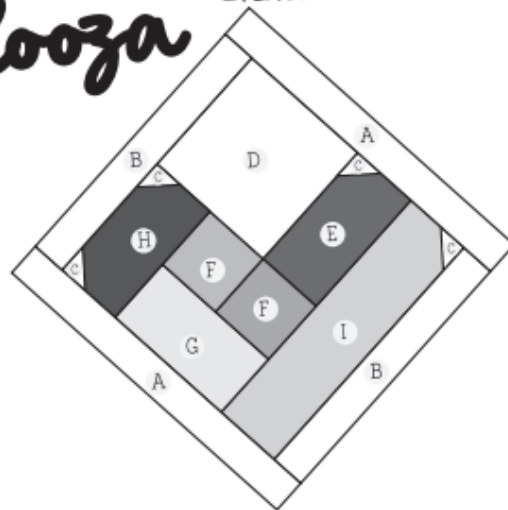
3. Stitch on the drawn line and trim 1/4" away from seam to make EC unit.



4. Sew D to the EC unit to make DEC.



5. Sew (2) F squares together to make F unit.



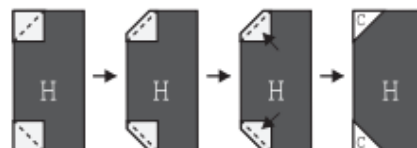
6. Sew (1) G rectangle to F unit to make FG unit.



7. With right sides together, place (1) C square on the top left corner of (1) H rectangle and place (1) C square on the bottom left corner of the same unit.



8. Stitch on the drawn lines and trim 1/4" away from seam to make HC unit.

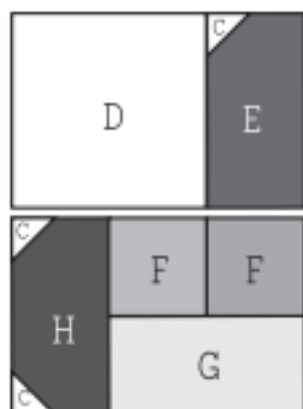


9. Sew the HC unit to the FG unit to make HCFG unit.





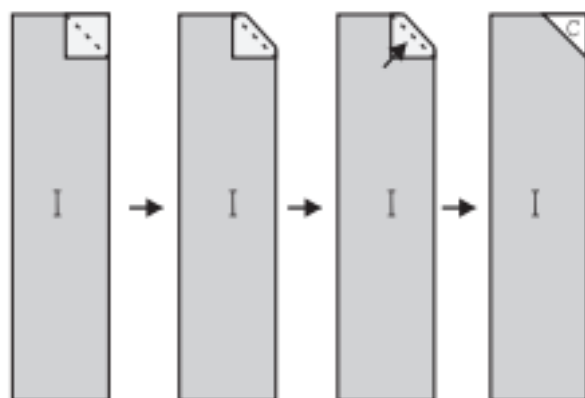
10. Sew the DEC unit to the HCFG unit.



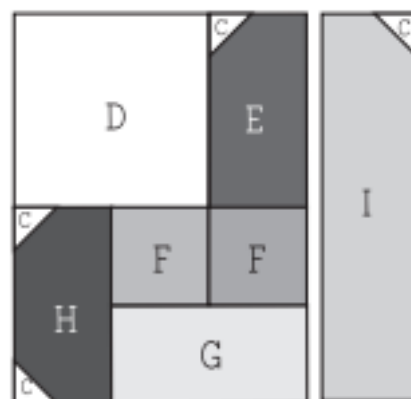
11. With right sides together, lay (1) C square on the top right corner of (1) I rectangle.



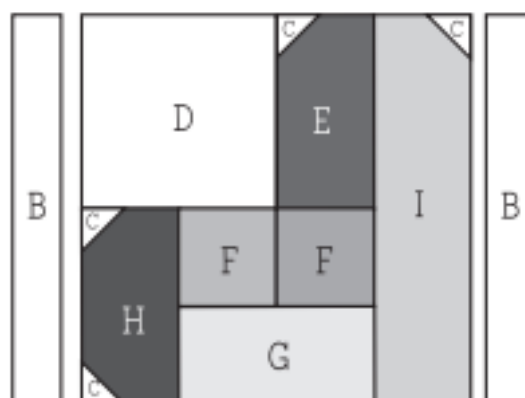
12. Stitch on the drawn line and trim  $\frac{1}{4}$ " away from the seam to make IC unit.



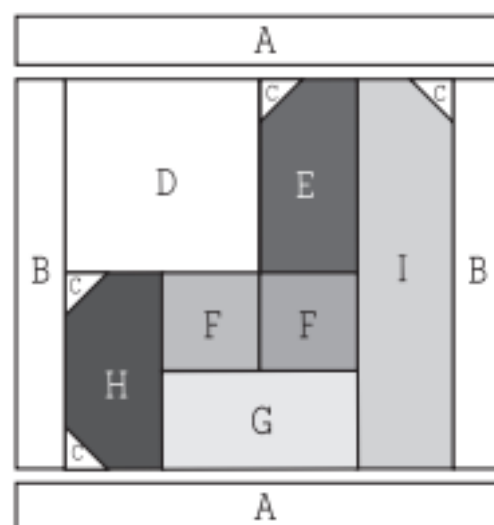
13. Attach IC unit to block.



14. Sew (2) B rectangles to block.



15. Sew (2) A rectangles to block.



## GUILD INFO

Mailing Address: DCQG  
P.O. Box 385  
Sycamore IL 60178

Email Address: [info@dcqg.org](mailto:info@dcqg.org)

New Meeting Location: Federated Church  
612 W. State St.  
Sycamore IL 60178

### Meeting Info:

- Meetings are held the 4<sup>th</sup> Thursday of the month, January through October, with an annual Christmas Party in December.
- Doors open at 6:00pm for gathering to meet and greet, with the meeting beginning at 6:45pm with show and tell.

**Find us on Facebook!**

**Search for "DeKalb  
County Quilters Guild  
Group"**