



The News-Patch

June 2018

Our Mission Statement:

**To promote
the fellowship
and art of quilting**

Inside this issue:

- From Our President 1
- June's Lecture 2
- Out & About 3
- Ways & Means 4
- Bits & Pieces 4
- Getting to Know... 5
- Guild Information 6

From the President

Did I turn on the air conditioning or the furnace this morning? So, how many times did you ask yourself this question during the past month? Well, at least one positive thing resulted from the oppressive heat of Memorial Day weekend... I was able to complete all my anthology blocks well in advance of our June meeting

This month we welcome our very own guild member, Lori Dickman, who will be presenting at our June meeting. I am looking forward to her presentation, as I am sure many other members are as well. Lori always has very imaginative projects, finding ways to incorporate quilting in to a variety of other inspiring projects.

The board is looking forward to a fresh approach to this coming year. Our plan is to incorporate more interactive and social activities in to our monthly meetings which will allow us to better get to know our fellow guild members. Bobbie has come up with some great ideas; her UFO contest was introduced at our last meeting. I am not going to disclose all the upcoming things we have planned – you'll just have to come to the next meeting to find out...

Let's put the fun back in to quilting!
Jennifer

DCQG Lecture: June 28, 2018

My Favorite 3-D's

*(Diamonds, Dresden's &
Drunkards Paths!)*

by Lori Dickman

This lecture and
Trunk Show will
feature "My Fa-
vorite 3-D's" used
in over 30 quilted
pieces!

Quilting Templates have al-
ways been my "go-to" tools
for piecing fast and fun
quilts. The Diamond, Dres-
den and Drunkards Path
templates are versatile tools
which help me create literal-
ly dozens of different designs
in quilts, accessories and
wearable art.



OUT & ABOUT

INSPIRED BY THE NATIONAL PARKS QUILT EXHIBITION



Quilt by Vivian Milholen

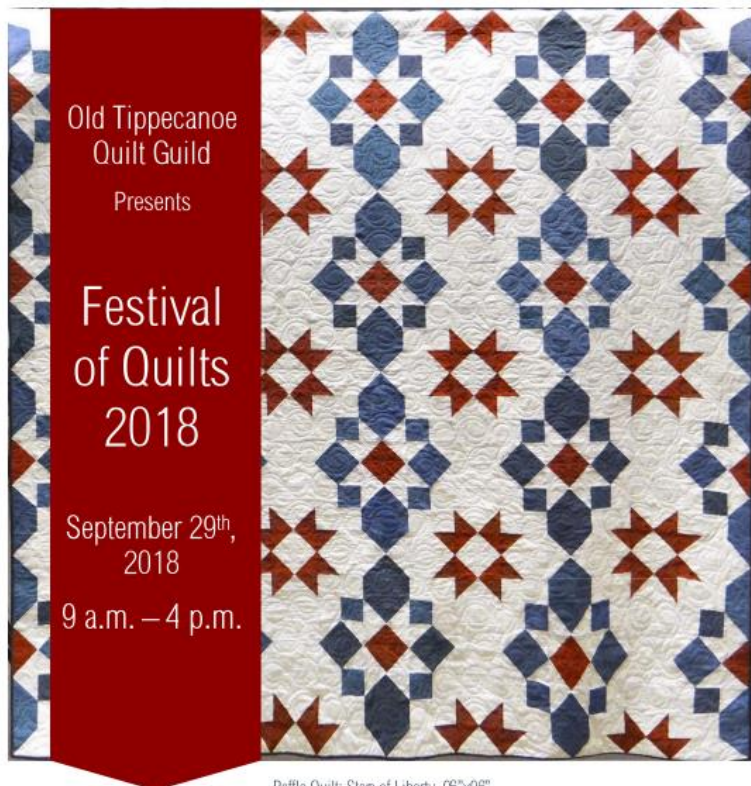
Where: Will County Visitor Centers
Dates: Sunday, 6/17 - Tuesday 7/3
Hours:

Tuesdays-Saturdays: 10am-4pm

Sundays: Noon-4pm

Web Address for details:

<https://www.reconnectwithnature.org/news-events/event-calendar/spring-2018/inspired-by-the-national-parks-quilt-exhibition>



Old Tippecanoe
Quilt Guild
Presents

Festival
of Quilts
2018

September 29th,
2018

9 a.m. – 4 p.m.

Raffle Quilt: Stars of Liberty, 96"x96"

Faith East Community Center

5572 Mercy Way, Lafayette, IN 47905

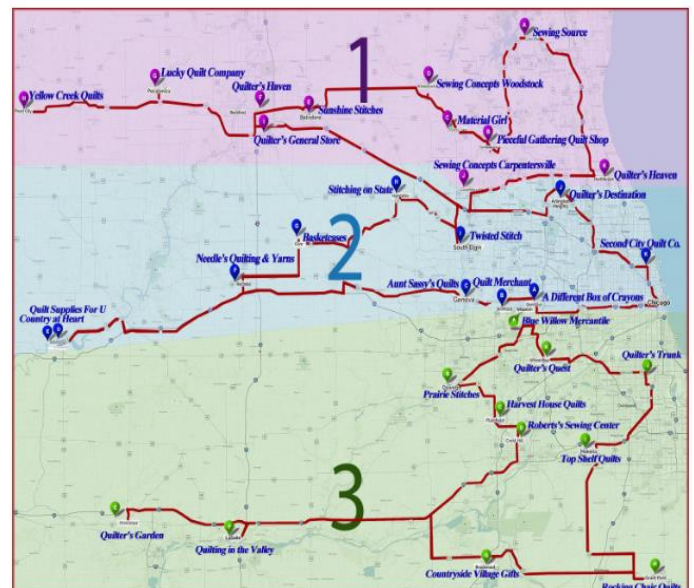
Admission: \$6

Features over 100 quilts on display, a raffle quilt, a trading post, and vendors.

www.oldtippecanoequiltguild.org | oldtippecanoequiltguild@gmail.com



Three Month Quilt Shop Hop
June - July - August 2018



Details at: <http://www.northernillinoisquiltfest.com>

Greetings from Ways & Means...

Hope everyone is having a good summer so far. I am planning our entries into upcoming fall festivals. An idea was suggested regarding our raffle prizes. We have 3 - 18" "American Girl" style dolls that we will be raffling. Since many of you have already made doll clothes in the past, I understand the reluctance to want to do this again and I respect that. A suggestion was made that we could make a doll quilt AND a child's size quilt to match for each of the dolls, showcasing what we do as a Guild. This makes perfect sense and I am looking for members to do just that. There will be a signup sheet at the next Guild meeting. Please consider signing up to do either a single quilt-doll quilt, a child quilt, or a set of both! I would suggest a doll quilt size of 18" x 24" and a child size quilt of 48" x 65" (or similar size). These would need to be completed by the August Guild meeting. Thanks in advance!

Also, I would like to run a Membership drive at these festivals and will begin working on picture boards soon. Anyone with artistic talent and suggestions would be more than welcome to help with this also.

Until the next newsletter, keep on quilting those projects!

Sheryl

Bits & Pieces

Our Anthology "support group" is chugging away with the completion of 4 months, which translates to 80 different blocks for each member! We are nearly halfway done with the blocks! For me, this has been a fun "adventure" and it's always exciting to see all the new blocks each month. There is so much talent in this group! I haven't started assembling my quilt top yet, but I have purchased my sashing fabric and hope to begin soon. Hopefully, next month I will have a partial quilt top to show!

Some were surprised at our last meeting when Bobbie announced we will forego speakers at our meetings the coming year. Perhaps it would be more accurate to say that due to financial constraints, we must limit outside speakers. While our guild has dwindled in size, we have not dwindled in talent or enthusiasm! Please consider sharing *your* quilting story with our group, perhaps even presenting a trunk show of your own treasures. Additionally, if you have a project you would like to demo for our group we would love for you to share that as well! Historically, our January meetings have been a round robin of guild members sharing this type of learning. Because of all the speakers we've had, we haven't done this recently. Let's share our stories and talents! Please contact the board if you'd be willing to share.

This month I'd like to introduce a new column to help introduce us to each other. I used my daughter, and new guild member as my guinea pig! Each month we will ask a different member to share some tidbits about their quilting life.

Getting to Know... Chris Wells

How long have you been a guild member? One month! Though I'd say I've been an "honorary" member since the early days of the guild when I would join my mom on fieldtrips to Shipshewana and classes like batik dying.

Who taught you to sew? I learned from my mom!

How long have you been sewing? I've been sewing for probably about 40 years. I started young!

What was your first project? My mom helped me make a patch quilt for my baby sister who was born when it was 7. It was blacks and pinks and tied at the corners of the patches.



Favorite colors? My favorite color is orange! But I'll pretty much buy a piece of anything if it catches my eye. I really like scrappy looks so I like to use all sorts of colors!

Least favorite colors? I'm not a huge fan of pink but that said, I do have a fair amount of pinks in my work.

Favorite quilting celebrity? Well, I'd have to go with Jenny Doan. My mom could be her personal PR assistant! She would talk her up constantly, but I never really paid attention to her...until we got the opportunity to go on a bus trip to visit Missouri Star in Hamilton and got to meet Jenny personally at a trunk show. We laughed! We cried! No really...we cried, she cried...she's wonderful!

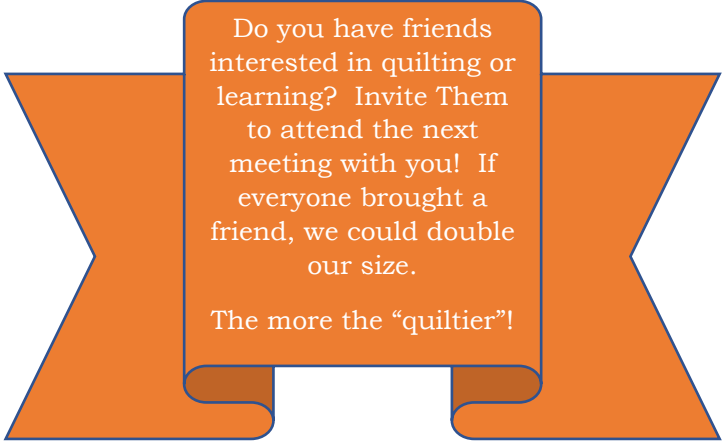
What are you currently working on? I have a quilt top that needs to go to the quilter, one that's in process and some wool applique I've been avoiding for a few years now.

Any other hobbies or interests? I have too many hobbies. In addition to sewing, I enjoy knitting, crochet, stamping, cross-stitch and genealogy. The picture I'm sharing is a picture of me and my mom at one of our family reunions. One reunion we collected signatures muslin blocks. The following reunion we shared the quilt and gave it to the oldest member (and quilter!) of the family for safekeeping and sharing. In hindsight we should have made the 12-inch blocks smaller because it's got about 90 blocks! The joke was we could ALL sleep under it at the reunion! For the center block we scanned a photo of the thumbprint tree my sister created and printed it on fabric.

2018/19 Guild Board

June officially begins our new guild year! Hopefully you will all get a new a membership list soon. In the meantime, here are the people who have generously volunteered to lead our group:

President – Jennifer Olbrich
Vice President Programs – Bobbie Lundberg
Secretary – Kay Fredrick
Treasurer – OPEN
Special Events – Mike Groark
Ways & Means – Sheryl Keiler
Director at Large – Jean Bradford
Membership – Kim Colness
Generosity – JoAnn Russell
Librarian – Vera Wedel
Newsletter/Social Media – Kathy Wells
Website – Kelly Hoyle (interim)



Do you have friends interested in quilting or learning? Invite Them to attend the next meeting with you! If everyone brought a friend, we could double our size.

The more the “quiltier”!

As you can see we are still in need of someone to fill the Treasurer role. Jennifer Olbrich, who has been our past treasurer, will be happy to help any volunteers to fill the role.

DCQG Contact Info

Mailing Address: DCQG
P.O. Box 385
Sycamore IL 60178

Email Address: info@dcqg.org

Meeting Location: Saint Mary Church PAC
322 Waterman St.
Sycamore IL 60178

Meeting Info:

- Meetings are held the 4th Thursday of the month, January through October, with an annual Christmas Party in December.
- Doors open at 6:30pm for gathering to meet and greet, with the meeting beginning at 7pm.



Find us on Facebook!

Search for “DeKalb County Quilters' Guild Group”

and join us for conversations, sharing, and fun!