



# The News-Patch

June 2020

## Our Mission Statement:

**To promote  
the fellowship  
and art of quilting**

## Inside this issue:

- From the President 1
- June Meeting 2
- Community Outreach 2
- Membership 2
- Quilt Show 3
- Quilt Lotto 3
- July Quilt Lotto Block 4
- Getting to Know... 5
- Guild Information 6

## From the President

Hi Quilting Friends,

OK, I admit it, I defected to Wisconsin last weekend to attend a quilting retreat in Janesville. There were only seven of us, so not as bad as it sounds. For those of you participating in 1<sup>st</sup> Saturday at Stitching on State, I finished my barn quilt 😊. It was a very nice place that we should keep in mind for our new VP of Programs (hint, hint).

Hope you are all enjoying your summer as much as possible. It appears we are looking good to move to phase four in July. Hopefully, that means we will be able to meet again soon!

Take care & happy quilting,  
Jennifer

## JUNE MEETING

There will be no meeting in June, but we hope to meet again soon. In the meantime...keep sewing!

## COMMUNITY OUTREACH



To: Jennifer  
(DeKalb County Quilters Guild.)  
Thank you very much for  
the face mask. I was able  
to return to work after  
being out. A number of  
my coworkers complimented  
the mask and inquired as  
to where I got it. Thank  
you again for your time &  
talent.  
Sylvia Robinson  
Please find enclosed a donation.

## MEMBERSHIP

I am pleased to tell you that our membership has grown to 54 members! As most of you are aware, our fiscal year begins June 1<sup>st</sup> so we normally would be requesting membership dues way before now. The board has decided that since we are not able to meet, we will **hold off on dues** for the time being.

I am still hopeful that we will be able to have the August retreat, with restrictions, of course. Be sure to check each newsletter, emails and social media for updates on when we can meet again. I am looking forward to seeing all your smiling faces and beautiful projects again soon!

Kim Colness - Membership

# HARVEST OF QUILTS 2020

With the state of Illinois going into Phase 4 next week, we most likely will be able to hold our show. In Phase 4, groups of 50 or less will be allowed with social distancing and masks. We will be able to handle that.

Again, a note in case you missed it last month: While you are cleaning, be sure to put away stuff for the show boutique, e.g. old patterns, fat quarters, books, etc. We will collect those in September. Keep making projects to display at the show! Stay healthy.

Also, we have the DeKalb County permit to sell raffle tickets for the raffle quilt. Keep selling tickets. The quilt will be raffled off whether we have the quilt show or not. So let's sell as many tickets as possible!

Hope you all are staying healthy and QUILTING!

Kathi Davis

Harvest of Quilts 2020 Chair

[quiltshow@dcqg.org](mailto:quiltshow@dcqg.org)


## A friendly reminder...

**Baby quilts made for the Rockford NICU Center should be 47" x 54"**

## QUILT LOTTO

Each month a new block will be introduced. Following the directions of size and color, for each block you contribute at our next meeting, your name will be put into a drawing. At the end of the evening, one lucky member will go home with all the blocks for that Month! Remember, there is no pressure. Make as many blocks as you'd like!

The March through May blocks were a pattern courtesy of Jordan fabrics, called Sister's Choice, shown above. Have you made any of these blocks? We hope to raffle them off when we next meet.



For June, we are sharing a free pattern from Moda Block Heads 3 by Robin Pickens called Blooming Love. We will be sewing the 8-inch block for quilt lotto. Use any colors you like for the "flower" and a white or light neutral for the background.



## JULY QUILT LOTTO BLOCK

For our next block, I have chosen another block which is easy and fun to do! It is a variation of a Churn Dash with a pinwheel in the center.

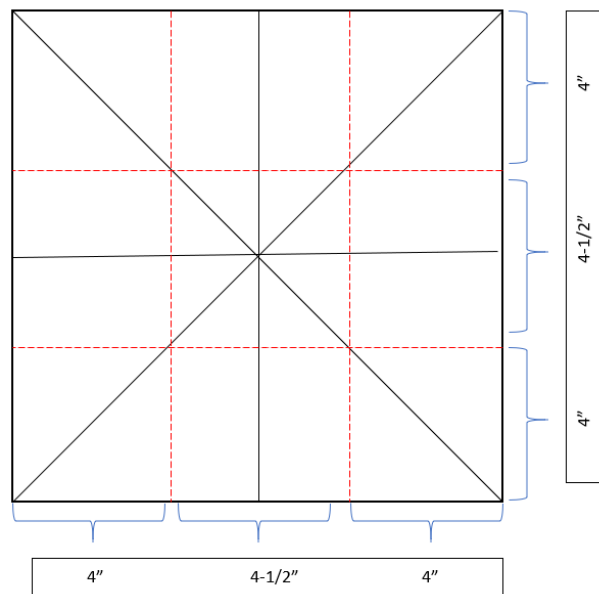
To make this block, choose any color (patterned or solid) 10" square and pair it with a plain white 10" square. With right sides together, sew a quarter inch around all 4 sides. Then cut across diagonally in both directions. You will now have 4 half-square triangle blocks. Sew these 4 blocks together to make a pinwheel. Your pinwheel block should measure 12-1/2" square.

Measuring 4" from each edge, make four cuts, like the red lines in the diagram to the right. These cuts will yield 9 blocks:


- 4 half square triangle blocks that are 4" square
- 4 half rectangle blocks measuring 4"x4-1/2"
- 1 pinwheel measuring 4-1/2" square

Trim the center pinwheel down to 4" square by trimming a quarter inch off each side. I did this by centering one of my HST corner blocks on top of the pinwheel and then trimming the edges off.

Next trim all half rectangle blocks down to 4" square by trimming a quarter inch off the dark side and a quarter inch off the light side. Again, I did this by centering one of the HST corner blocks on top and trimming a quarter inch off each of two sides only



Finally arrange the nine segments and sew to form the churn dash with a pinwheel center.





## GETTING TO KNOW...KAY FREDRICK

**How long have you been a guild member?** I have been a member of the guild since 1989. I did take a few years off when I went back to school. I have Susie Hughes to thank for introducing me to the guild and quilting.

**How long have you been sewing?** I have been around sewing my entire life. While I may have not been an active participant all the time, I was often the recipient of a sewing project. My grandmother worked at the Brody's Coat Factory in Elgin. She made all my coats and hats. My aunt worked in the fabric department of Penney's in Elgin. She made my Barbie clothes. Some I still have 59 years later. Both my aunt and grandmother were incredibly talented seamstresses. I am in awe of what they produced on their humble Singer treadle machines. My mom also sewed but she will be the first to admit she was not in their class.

Neither am I. I started sewing on my own after my 7<sup>th</sup> grade junior high home economics class.

**What was your first project?** My first quilt project I *finished* was a sampler quilt I made in a class taught by Shirley Gylleck. It is not my best work, but it got me hooked on quilting.

**Favorite colors?** My favorite color is pink, but not necessarily in quilts. That has changed...I have a new granddaughter. I love making pink baby quilts to the horror of her purple loving mother.

**Least favorite color?** Brown has never been a color I have been drawn to. It seems so lifeless compared to pink.

**Favorite quilting celebrity?** My favorite quilting celebrity is Shirley Gylleck! While she is not what you would think of as national celebrity, she taught me the basics of quilting giving her celebrity status in my book.

**On what are you currently working?** My current project that has the most potential to be finished is Vintage Christmas by Lisa Holt. It was a block of the month last year. I was on track to complete on time, but life got in the way. I have 39 of the 42 blocks completed.

**Any other hobbies or interests?** My granddaughter is a priority on my list of other interests. We also just got a new puppy. I am not sure what we were thinking. Puppy is a full-time job and limits my time for sewing. My husband and I were looking forward to travelling this year but obviously that is on hold. For now, reading and working on the house keep me busy.



## GUILD INFO

Mailing Address: DCQG  
P.O. Box 385  
Sycamore IL 60178

Email Address: [info@dcqg.org](mailto:info@dcqg.org)

New Meeting Location: Federated Church  
612 W. State St.  
Sycamore IL 60178

### Meeting Info:

- Meetings are held the 4<sup>th</sup> Thursday of the month, January through October, with an annual Christmas Party in December.
- Doors open at 6:30pm for gathering to meet and greet, with the meeting beginning at 7pm.



Do you have a tip or trick you'd like to share?  
Something you'd like to buy or sell in Classified ads?

PLEASE email us!

[DCQGnews@gmail.com](mailto:DCQGnews@gmail.com)